

# **GOVERNMENT UNDERGRADUATE ADMISSIONS 2020/2021**

---

**STATISTICAL ABSTRACT**



**Centre for  
Skills and Innovation**

[centreforskills.org](https://centreforskills.org)

## PREFACE

For a long time, many educationists and commentators have suggested that the current government of Uganda scholarship scheme is flawed and needs to be discarded. In its current form, the government of Uganda undergraduate scholarship scheme rewards top performers, who mostly are from expensive schools in Kampala. Many people argue that instead of rewarding children of the rich, government should design a new scheme that promotes educational equity, gender balance, and fairness. It does not make sense to give a scholarship to someone who was paying UGX 1,500,000 per term (i.e. 1,500,000 x 3) for an undergraduate programme that costs UGX 1,000,000 per semester (i.e. 1,000,000 x 2).

The government of Uganda scholarship scheme is structured into 3 categories, each having a different criteria for selecting beneficiaries.

Firstly, Government Scholarship under Direct Admissions scheme or National Merit. This admits the best (about 3000) students across the country for programmes they selected in public universities. This is done through the PUJAB forms. This is strictly under merit.

Secondly, Government Scholarship – District Quota scheme. This admits top performing students from each district. Also done through PUJAB forms. This takes about 800.

Thirdly, Sports & Special needs – this caters for those who would ordinarily not fall under the above two criteria. It supports outstanding sportsmen & women, and also people with disabilities. This supports about 200 students.

Most agree that the current system rewards the children of the rich, who go to expensive schools, get high marks and study free. On the other hand, those who get the scholarship passed exceedingly well, and should not be victimized because they worked hard. After all, anyone is free to enrol in a school that will prepare them adequately for national exams. This is debatable.

However, the other side of the argument is that all schools do the same national exam, and therefore it is the responsibility of all schools to compete for these scholarships. Same curriculum, same duration of study, same qualifications of teachers, and same exam. While most of this is true, the major difference is largely on educational resources available in schools. These include libraries, labs, educational technology, teacher's motivation, among others. Most upcountry and rural schools lack adequate infrastructure and motivation for teachers.

Despite these challenges, I believe that the headteachers, who are the chief executive officers of schools, should squarely take the blame for poor academic performance in their school. Resources in schools, especially financial resources, should be used in ways that enable & support students to achieve academic success and proceed to the next level of education. Secondary school is a mid-level education stage and should be taken seriously.

In the Lango sub region for example, in 2020, all the top schools failed to provide even a single student for government admission. Dr. Obote College, Lango College, St. Katherine S.S, Lira Town College, Comboni College, and Aduku S.S all failed to get even a single slot.

Losers are complainers, while winners celebrate their hard work. The criteria used for selecting beneficiaries is well known. What is not well known is why school administrators can't learn anything from those that are excelling.

Some people argue that, to promote educational equity, the government should make all admissions to be under district quota. In this case, specific slots are allocated to students in a particular district. This argument does not hold, because students are only admitted to universities for programmes for which they qualify for (because of their grades), not because they come from a specific district. The grades (points) and eligibility for a programme is the most important aspect for admission, and consequently the scholarship.

Also, schools should embrace interventions and measures that support students to achieve educational excellence and academic progression. For those from humble backgrounds, failing to get government scholarship means the end of the education journey. It is a desperate attempt. Additionally, students must study with a lot of determination and hard work so as to achieve the required points and progress to the next level. The ball is in the hands of the students and school administrators. For in the end, they will be the ones who will rejoice or cry when the scholarship list is released. The world rewards and recognises those who do their part and stand out. This book breaks down the 2020 admissions by course and gender, in order to expose the various issues. These include, gender, courses that admitted many, numbers admitted by each public university etc. We hope that this document will be used by teachers, students, and other education activists. Enjoy and share widely.

**Emmanuel Angoda**  
**Founder,**  
**Centre for Skills and Innovation**

## FOREWARD

In Uganda, the idea that the student with the best grade is the one that gets awarded a scholarship to a university is a very “big weight” on the scale of inequality in our education system. It does not only limit poor and yet bright but disadvantaged students from achieving their dreams, but also has a net result that the graduates from the universities are possibly not so passionate about the work they will be doing because they pursued the course just because they had the grades but not because they loved the course. Nevertheless, anyone who qualifies through a given criteria should get the reward for it!

This year as usual, we have seen more male students awarded science courses (as from Mbarara University of Science and Technology enrolment) as compared to their female counterparts who had a greater enrolment to Arts/humanity courses (as from Makerere University Business School enrolment), this means that females are still unaware of their potentials in the science fields. Therefore, teachers and parents should encourage girls to enrol for science courses. However, much as I advise girls to go for science courses, I also believe that each and every one has the greatest role in making their dreams come true, that's why one should make a passionate choice for their future and work for it without being swayed away from it until it is a reality.

**James Opio,**

**Senior STEM advisor**

**Centre for Skills and Innovation**

# TABLE OF CONTENTS

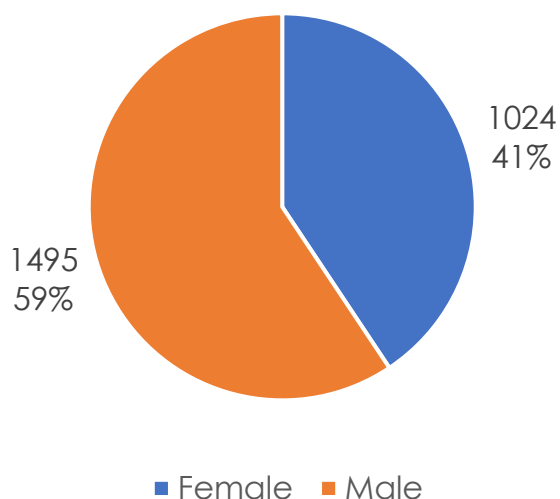
PREFACE.....	1
FOREWARD .....	3
TABLE OF CONTENTS .....	4
SUMMARY OF NATIONAL MERIT ADMISSIONS 2020.....	4
GOVERNMENT – NATIONAL MERIT ADMISSIONS 2020/2021 ACADEMIC YEAR.....	6
1. MAKERERE UNIVERSITY .....	6
2. KYAMBOGO UNIVERSITY .....	9
3. MBARARA UNIVERSITY OF SCIENCE AND TECHNOLOGY (MUST).....	12
4. GULU UNIVERSITY .....	13
5. LIRA UNIVERSITY .....	14
6. SOROTI UNIVERSITY .....	15
7. BUSITEMA UNIVERSITY .....	16
8. KABALE UINVERSTY.....	18
9. MUNI UINVERSTY .....	19
10. MAKERERE UNIVERSITY BUSINESS SCHOOL (MUBS).....	20

## SUMMARY OF NATIONAL MERIT ADMISSIONS 2020

SN	NAME OF UNIVERSITY	Courses	Female	Male	Total
1	Makerere University	72	566	646	<b>1212</b>
10	Makerere University Business School	08	180	89	<b>269</b>
2	Kyambogo University	40	123	258	<b>381</b>
5	Busitema University	18	35	56	<b>91</b>
6	Lira University	04	25	51	<b>76</b>
7	Soroti University	02	23	33	<b>56</b>
8	Kabale University	09	23	57	<b>80</b>
4	Gulu University	12	21	105	<b>126</b>
3	Mbarara University of Science & Technology	05	19	128	<b>147</b>
9	Muni University	05	09	72	<b>81</b>
	<b>TOTAL</b>	<b>175</b>	<b>1024</b>	<b>1495</b>	<b>2519</b>

SN	NAME OF UNIVERSITY	Female	Percent	Male	Percent	Total
1	Makerere University Business School	180	<b>67%</b>	89	<b>33%</b>	<b>269</b>
2	Makerere University	566	<b>47%</b>	646	<b>53%</b>	<b>1212</b>
3	Soroti University	23	<b>41%</b>	33	<b>59%</b>	<b>56</b>
4	Busitema University	35	<b>38%</b>	56	<b>62%</b>	<b>91</b>
5	Lira University	25	<b>33%</b>	51	<b>67%</b>	<b>76</b>
6	Kyambogo University	123	<b>32%</b>	258	<b>68%</b>	<b>381</b>
7	Kabale University	23	<b>29%</b>	57	<b>71%</b>	<b>80</b>
8	Gulu University	21	<b>17%</b>	105	<b>83%</b>	<b>126</b>
9	Mbarara University of Science & Tech.	19	<b>13%</b>	128	<b>87%</b>	<b>147</b>
10	Muni University	09	<b>11%</b>	72	<b>89%</b>	<b>81</b>
	<b>TOTAL</b>	<b>1024</b>		<b>1495</b>		<b>2519</b>

Total admissions - gender

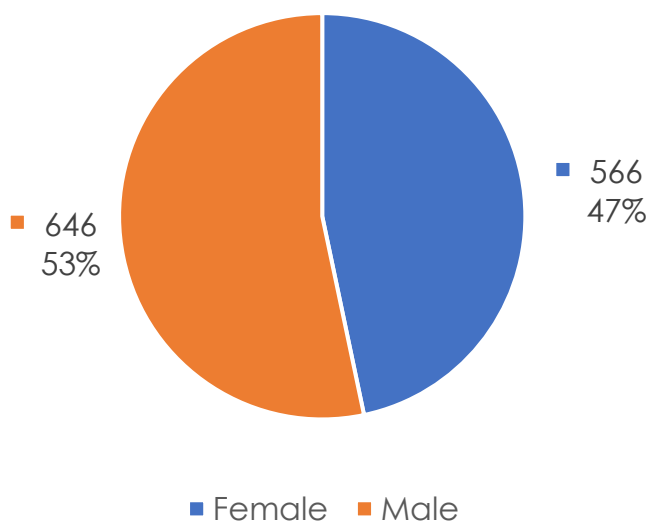


## GOVERNMENT – NATIONAL MERIT ADMISSIONS 2020/2021 ACADEMIC YEAR

### 1. MAKERERE UNIVERSITY

Summary			
Study Programmes	Female	Male	Total
72	566	646	1,212

Makerere University- Admissions by gender



## MAKERERE UNIVERSITY

SN	Programme	Female	Male	Total
1	Bachelor of Business Administration	06	01	07
2	BSc. in Agricultural Engineering	07	06	13
3	Bachelor of Agribusiness Management	05	04	09
4	Bachelor of Science in Agriculture	08	11	19
5	Bachelor of Architecture	08	11	19
6	BSc. Agricultural Land Use and Management	06	07	13
7	Bachelor of Animal Production Technology & Management	01	02	03
8	Bachelor of Agriculture and Rural Innovation	04	04	08
9	Bachelor of Science in Biomedical Engineering	04	03	07
10	Bachelor of Science in Bio-processing Engineering	04	03	07
11	Bachelor of Science in Business Statistics	06	07	13
12	Bachelor of Science in Biotechnology	03	06	09
13	Bachelor of Science in Conservation Biology	04	04	08
14	Bachelor of Community Psychology	06	02	08
15	Bachelor of Arts in Drama and Film	06	03	09
16	Bachelor of Dental Surgery	06	11	17
17	Bachelor of Environmental Health Science	04	04	08
18	Bachelor of Science in Fisheries & Aquaculture	08	10	18
19	Bachelor of Science in Industrial Chemistry	08	12	20
20	Bachelor of Industrial & Organization Psychology	06	02	08
21	Bachelor of Science in Medical Radiography	05	06	11
22	Bachelor of Science in Meteorology	04	04	08
23	Bachelor of Science in Forestry	07	07	14
24	BSc. Petroleum Geoscience & Production	05	04	09
25	Bachelor of Science in Population Studies	03	04	07
26	Bachelor of Optometry	04	04	08
27	Bachelor of Science in Quantitative Economics	07	06	13
28	Bachelor Records and Archives Management	04	11	15
29	Bachelor of Science in Biomedical Sciences	04	04	08



30	BSc. in Speech and Language Therapy	04	03	07
31	Bachelor of Sports Science	06	07	13
32	Bachelor of Science in Software Engineering	04	05	09
33	BSc. in Tourism & Hospitality Management	05	04	09
34	Bachelor of Environmental Science	05	08	13
35	BSc. in Water & Irrigation Engineering	04	04	08
36	Bachelor of Cytotechnology	04	05	09
37	Bachelor of Science in Civil Engineering	16	24	40
38	Bachelor of Science in Computer Engineering	04	04	08
39	Bachelor of Commerce	03	05	08
40	Bachelor Science in Computer Science	08	12	20
41	Bachelor of Arts in Development Economics	15	03	18
42	Bachelor of Arts in Economics	14	09	23
43	Bachelor of Arts with Education	19	05	24
44	Bachelor of Science with Education (Biological)	23	35	58
45	Bachelor of Science with Education (Physical)	23	37	60
46	Bachelor of Science with Education (Economics)	17	15	32
47	Bachelor of Science in Electrical Engineering	14	18	32
48	Bachelor of Industrial and Fine Arts	09	17	26
49	BSc. in Food Science & technology	05	12	17
50	Bachelor of Science in Horticulture	06	06	12
51	Bachelor of Science in Human Nutrition	09	11	20
52	Bachelor of Information Systems and technology	07	12	19
53	Bachelor of Library and Information Science	09	10	19
54	BSc. in Land Surveying and Geomatics	07	08	15
55	Bachelor of Medicine and Bachelor of Surgery	34	52	86
56	Bachelor of Science in Mechanical Engineering	13	18	31
57	Bachelor of Biomedical Laboratory Technology	05	03	08
58	Bachelor of Arts in Music	05	03	08
59	Bachelor of Science in Nursing	04	04	08
60	Bachelor of Pharmacy	07	11	18
61	Bachelor of Science in Actuarial Science	03	03	06
62	Bachelor of Science (Biological)	10	12	22

63	Bachelor of Science in Construction Management	08	11	19
64	Bachelor of Science (Physical)	11	15	26
65	Bachelor of Science (Economics)	08	11	19
66	Bachelor of Science in Land Economics	08	10	18
67	Bachelor of Social Work	18	03	21
68	Bachelor of Science in Quantity Surveying	08	11	19
69	Bachelor of Statistics	12	12	24
70	BSc. in Telecommunication Engineering	07	12	19
71	Bachelor of Veterinary Medicine	11	11	22
72	BSc. in Wildlife Health and Management	01	02	03
<b>TOTAL</b>		<b>566</b>	<b>646</b>	<b>1212</b>

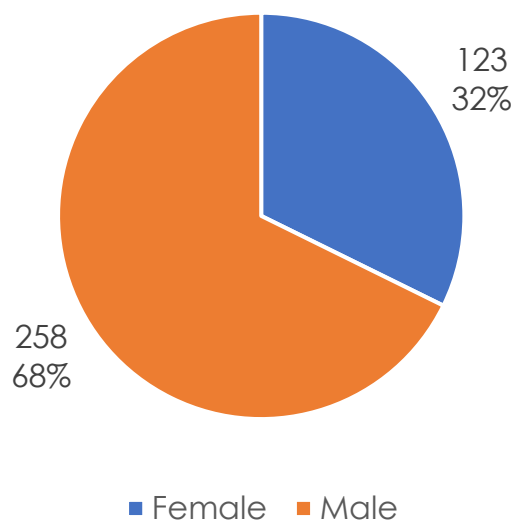
Source:

<http://news.mak.ac.ug/sites/default/files/downloads/Mak-Government-Sponsorship-Admission-List-2020-2021.pdf>

## 2. KYAMBOGO UNIVERSITY

Summary			
Study Programmes	Female	Male	Total
40	123	258	381

Kyambugo University - Admission by gender



## KYAMBOGO UNIVERSITY

SN	Programme	Female	Male	Total
1	BSc. in Accounting and Finance	05	03	08
2	Bachelor of Vocational Studies in Agriculture with Education	03	06	09
3	Bachelor of Art and Industrial Design	04	03	07
4	Bachelor of Engineering in Automotive Power Engineering	01	09	10
5	Bachelor of Architecture	01	07	08
6	Bachelor of Administrative & Secretarial Science	08	00	08
7	Bachelor of Business Administration	04	04	08
8	Bachelor of Economics and Statistics	06	02	08
9	Bachelor of Electrical Engineering	02	06	08
10	Bachelor of Guidance and Counselling	03	06	09
11	Bachelor of Mechatronic & Biomedical Engineering	00	07	07
12	Bachelor of Science in Land Economics	03	07	10
13	Bachelor of Environmental Science Technology & Management	03	08	11
14	Bachelor of Demography & Reproductive Health	04	04	08
15	Bachelor of Business Studies with Education	04	07	11
16	Bachelor of Science in Technology (Biological)	02	06	08
17	Bachelor of Science in Chemical Engineering	01	12	13
18	Bachelor of Science in technology (Chemistry)	00	11	11
19	Bachelor of Science in Building Economics	01	09	10
20	Bachelor of Engineering in Civic and Building Engineering	01	09	10
21	Bachelor of Engineering in Environmental Engineering and Management	02	07	09
22	Bachelor of Arts in Economics	07	02	09
23	Bachelor of Engineering in Mechanical and Manufacturing Engineering	02	08	10
24	Bachelor of Science with Education (Biological)	01	10	11
25	Bachelor of Science with Education (Economics)	04	06	10

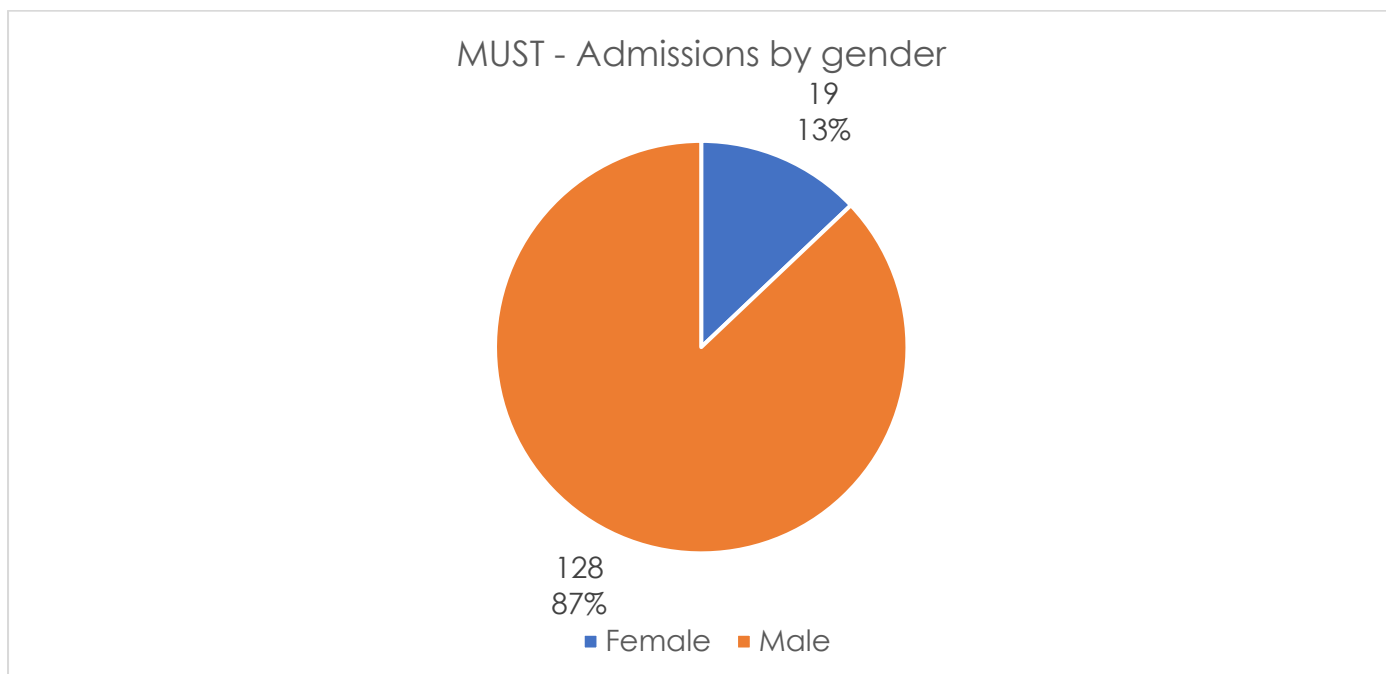
<b>26</b>	Bachelor of Science with Education (Physical Sciences)	01	11	12
<b>27</b>	Bachelor of Engineering in Telecommunication Engineering	01	10	11
<b>28</b>	Bachelor of Food Processing Technology	04	07	11
<b>29</b>	Bachelor of Science in Human Nutrition & Dietetics	08	02	10
<b>30</b>	Bachelor of Industrial Engineering & Management	01	10	11
<b>31</b>	Bachelor of Information Technology & Computing	02	08	10
<b>32</b>	Bachelor of Science in Sports and Leisure Management	06	04	10
<b>33</b>	Bachelor of Micro Finance	05	03	08
<b>34</b>	Bachelor of Procurement & Logistics Management	05	03	08
<b>35</b>	Bachelor of Science Technology (Physics)	00	08	08
<b>36</b>	BSc. in Surveying & Land Information Systems	04	07	11
<b>37</b>	BSc. in Textile and Clothing Technology	01	09	10
<b>38</b>	Bachelor of Vocational Studies in Arts and Design Education	01	08	09
<b>39</b>	Bachelor of Education in Vocational Studies (Home Economics)	11	00	11
<b>40</b>	Bachelor of Vocational Studies in Technological Studies with Education	01	09	10
<b>TOTAL</b>		<b>123</b>	<b>258</b>	<b>381</b>

**Source:**

<https://kyu.ac.ug/download/government-admissions-2020-2021-academic-year-national-merit-list-download-pdf/?wpdmdl=15195&refresh=5f00ca4a845e71593887306>

### 3. MBARARA UNIVERSITY OF SCIENCE AND TECHNOLOGY (MUST)

Summary			
Study Programmes	Female	Male	Total
05	19	128	147



#### MBARARA UNIVERSITY OF SCIENCE AND TECHNOLOGY

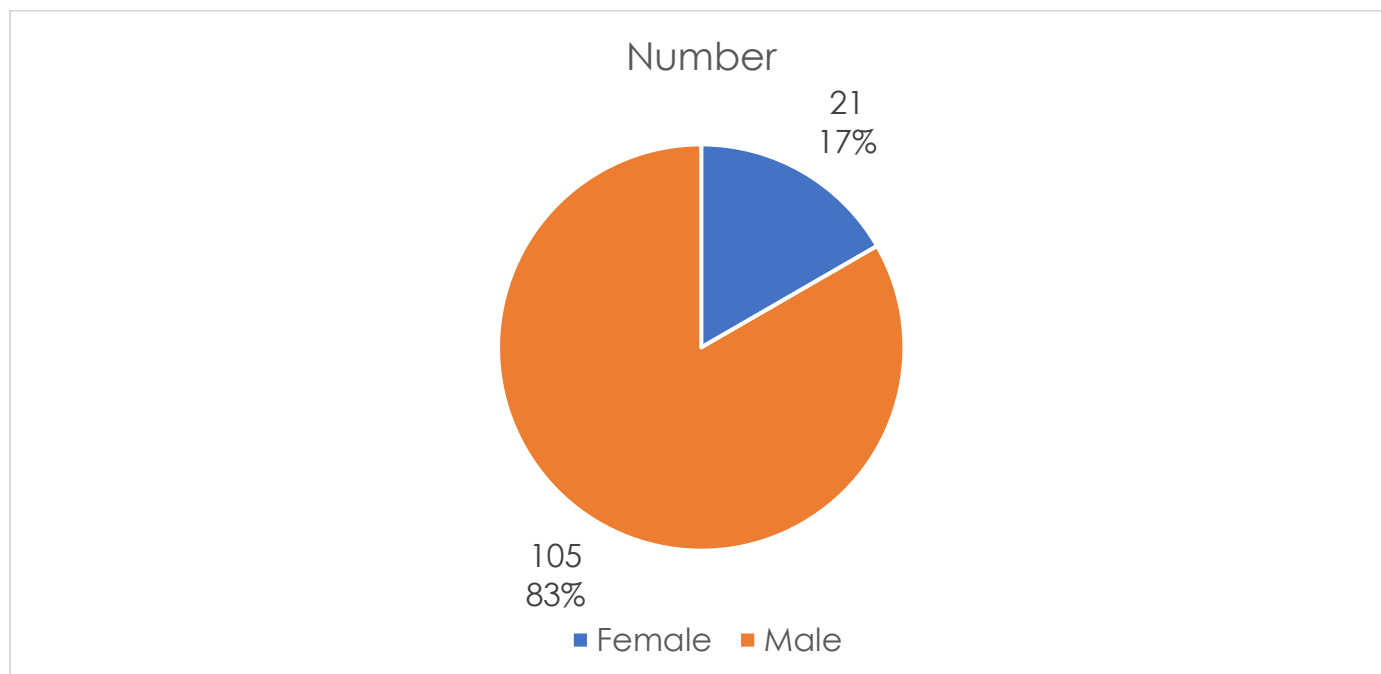
SN	Programme	Female	Male	Total
1	Bachelor of Medicine & Bachelor of Surgery	07	35	42
2	Bachelor of Nursing Science	04	01	05
3	Bachelor of Pharmacy	00	04	04
4	Bachelor of Science with Education	01	46	47
5	Bachelor of Science in Education	07	42	49
<b>TOTAL</b>		<b>19</b>	<b>128</b>	<b>147</b>

Source:

<https://www.must.ac.ug/wp-content/uploads/2020/06/GOVERNMENT%20ADMISSIONS%20-%20National%20Merit.pdf>

## 4. GULU UNIVERSITY

Summary			
Study Programmes	Female	Male	Total
12	21	105	126



GULU UNIVERSITY				
SN	Programme	Female	Male	Total
1	Bachelor of Business Administration	02	03	05
2	Bachelor of Development Studies	05	00	05
3	Bachelor of Science Education (Biological)	02	12	14
4	Bachelor of Science in Computer Science	00	03	03
5	Bachelor of Science in Education (Economics)	02	05	07
6	Bachelor of Information & Comm. Technology	01	03	04
7	Bachelor of Quantitative Economics	01	04	05
8	Bachelor of Science in Biosystems Engineering	01	02	03
9	Bachelor of Science in Education (Sport & Exercise Science)	01	01	02
10	Bachelor of Science in Agriculture	04	19	23
11	Bachelor of Medicine & Bachelor of Surgery	01	36	37

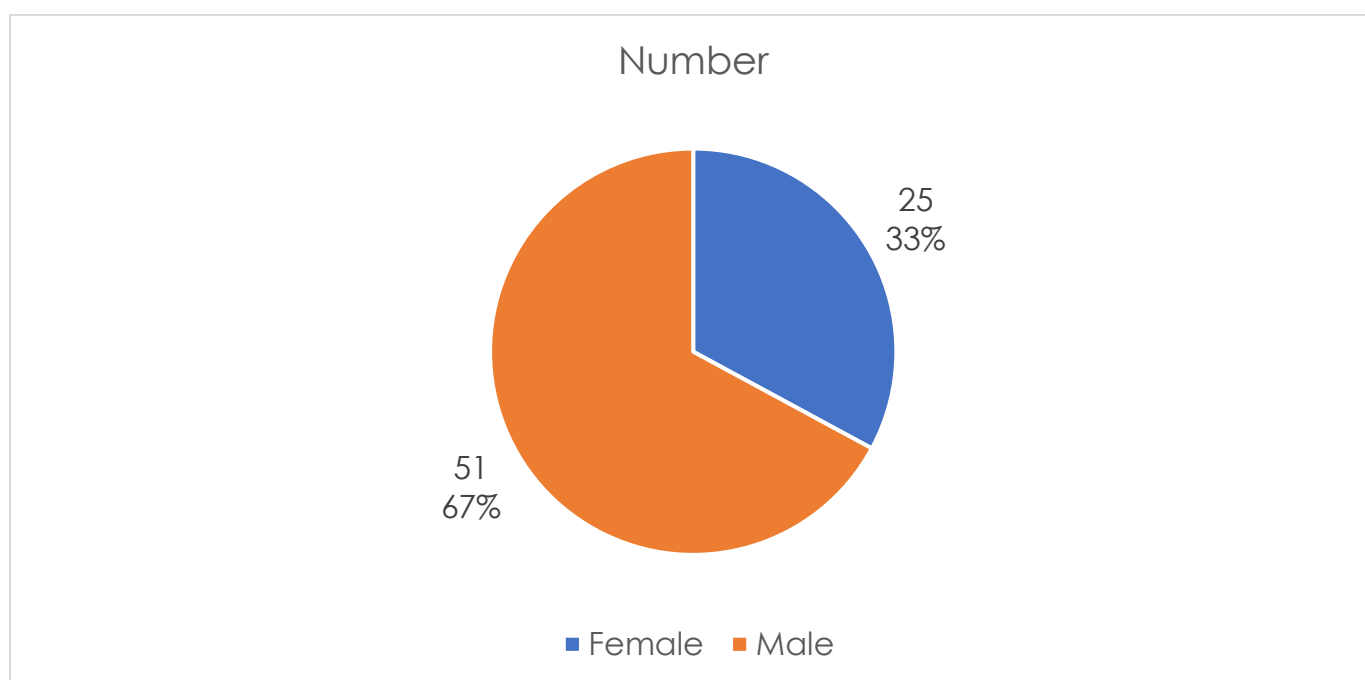
<b>12</b>	Bachelor of Science Education (Physical)	01	17	18
	<b>TOTAL</b>	<b>21</b>	<b>105</b>	<b>126</b>

**Source:**

[https://gu.ac.ug/wp-content/uploads/2020/07/Gulu-University-Govt-National-Merit-Admission-List-2020\\_2021.pdf](https://gu.ac.ug/wp-content/uploads/2020/07/Gulu-University-Govt-National-Merit-Admission-List-2020_2021.pdf)

## 5. LIRA UNIVERSITY

Summary			
Study Programmes	Female	Male	Total
<b>04</b>	<b>25</b>	<b>51</b>	<b>76</b>



## LIRA UNIVERSITY

SN	Programme	Female	Male	Total
1	Bachelor of Community Psychology and Psychotherapy	09	06	15
2	Bachelor of Science in Computer Science	05	16	21
3	Bachelor of Science in Midwifery	09	11	20
4	Bachelor of Science in Public Health	02	18	20
<b>TOTAL</b>		<b>25</b>	<b>51</b>	<b>76</b>

**Source:**

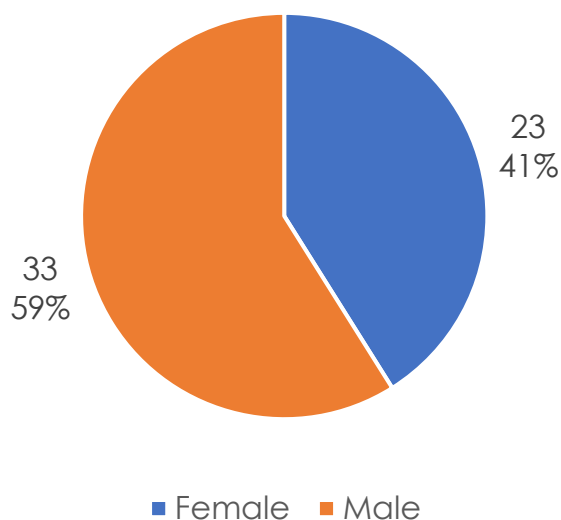
[https://lirauni.ac.ug/wp-content/uploads/2020/06/LIRA-UNIVERSITY-GOVERNMENT-ADMISSION-2020-2021\\_NATIONAL-MERIT.pdf](https://lirauni.ac.ug/wp-content/uploads/2020/06/LIRA-UNIVERSITY-GOVERNMENT-ADMISSION-2020-2021_NATIONAL-MERIT.pdf)

## 6. SOROTI UNIVERSITY

### Summary

Study Programmes	Female	Male	Total
02	23	33	56

Soroti University - Admissions by gender





## SOROTI UNIVERSITY

SN	Programme	Female	Male	Total
1	Bachelor of Medicine & Bachelor of Surgery	11	17	28
2	Bachelor of Nursing Science	12	16	28
<b>TOTAL</b>		<b>23</b>	<b>33</b>	<b>56</b>

Source:

[https://www.sun.ac.ug/wp-](https://www.sun.ac.ug/wp-content/uploads/2020/06/SOROTI%20UNIVERSITY%20GOVERNMENT%20SPONSORSHIP%20NATIONAL%20MERIT%202020-2021%20F.pdf)

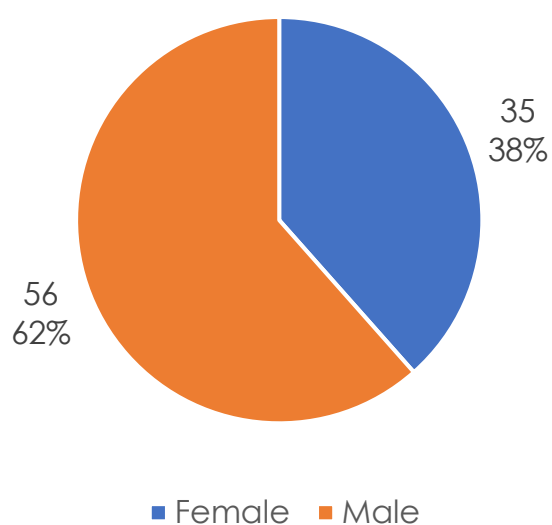
[content/uploads/2020/06/SOROTI%20UNIVERSITY%20GOVERNMENT%20SPONSORSHIP%20NATIONAL%20MERIT%202020-2021%20F.pdf](https://www.sun.ac.ug/wp-content/uploads/2020/06/SOROTI%20UNIVERSITY%20GOVERNMENT%20SPONSORSHIP%20NATIONAL%20MERIT%202020-2021%20F.pdf)

## 7. BUSITEMA UNIVERSITY

### Summary

Study Programmes	Female	Male	Total
18	35	56	91

Number



## BUSITEMA UNIVERSITY

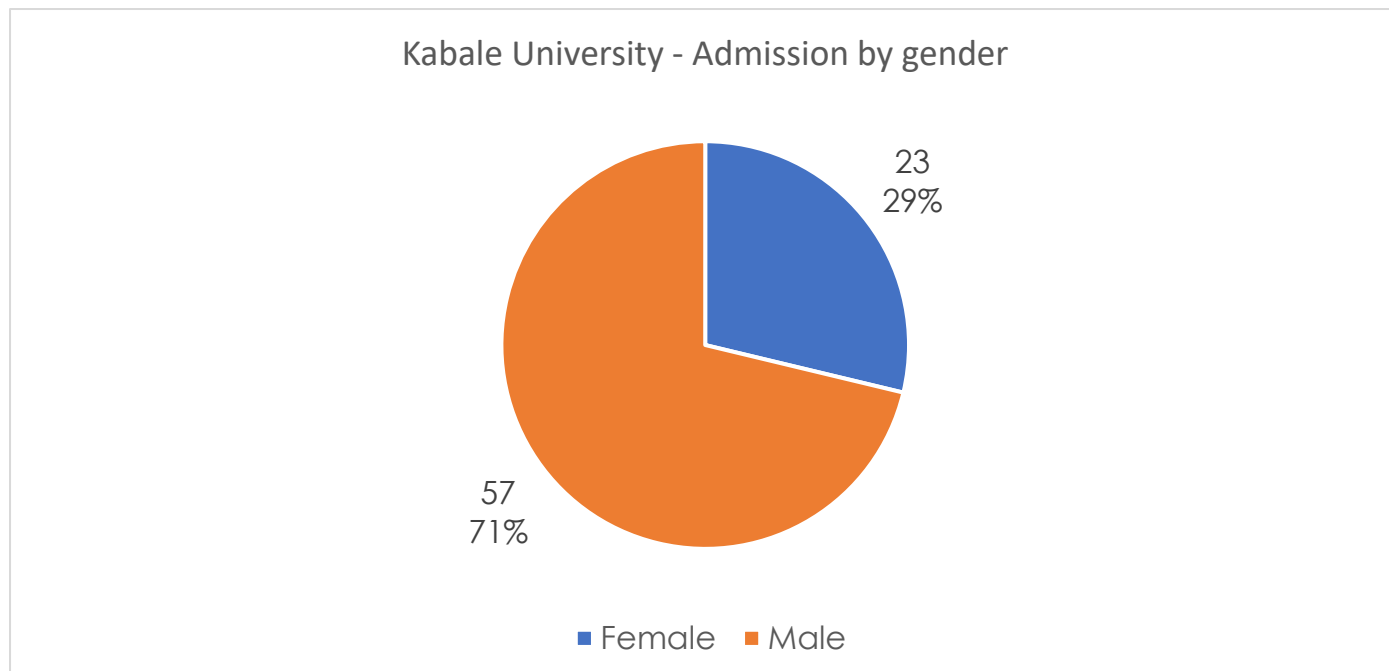
SN	Programme	Female	Male	Total
1	Bachelor of Agricultural Mechanization & Irrigation Engineering	02	04	06
2	BSc. in Agro-processing Engineering	02	03	05
3	Bachelor of Animal Production and Engineering	02	03	05
4	Bachelor of Computer Engineering	02	03	05
5	Bachelor of Science in Anaesthesia	02	03	05
6	Bachelor of Science in Nursing	01	02	03
7	Bachelor of Tourism and Travel Management	04	01	05
8	Diploma in Agricultural Engineering	01	01	02
9	Diploma in Ginning Engineering	01	03	04
10	BSc. in Fisheries and Water Resources Management	01	02	03
11	Bachelor of Science in Mining Engineering	02	03	05
12	Bachelor of Medicine & Bachelor of Surgery	04	08	12
13	BSc. in Natural Resources Economics	02	02	04
14	Bachelor of Science in Agriculture	02	04	06
15	Bachelor of Science in Education	02	05	07
16	Bachelor of Science in Computer Science	01	02	03
17	BSc. in Polymer, Textile and Industrial Engineering	02	04	06
18	BSc. in Water Resources Engineering	02	03	05
	<b>TOTAL</b>	<b>35</b>	<b>56</b>	<b>91</b>

**Source:**

[https://busitema.ac.ug/documents/35/busitema\\_2020-2021.pdf](https://busitema.ac.ug/documents/35/busitema_2020-2021.pdf)

## 8. KABALE UINVERSITY

Summary			
Study Programmes	Female	Male	Total
09	23	57	80



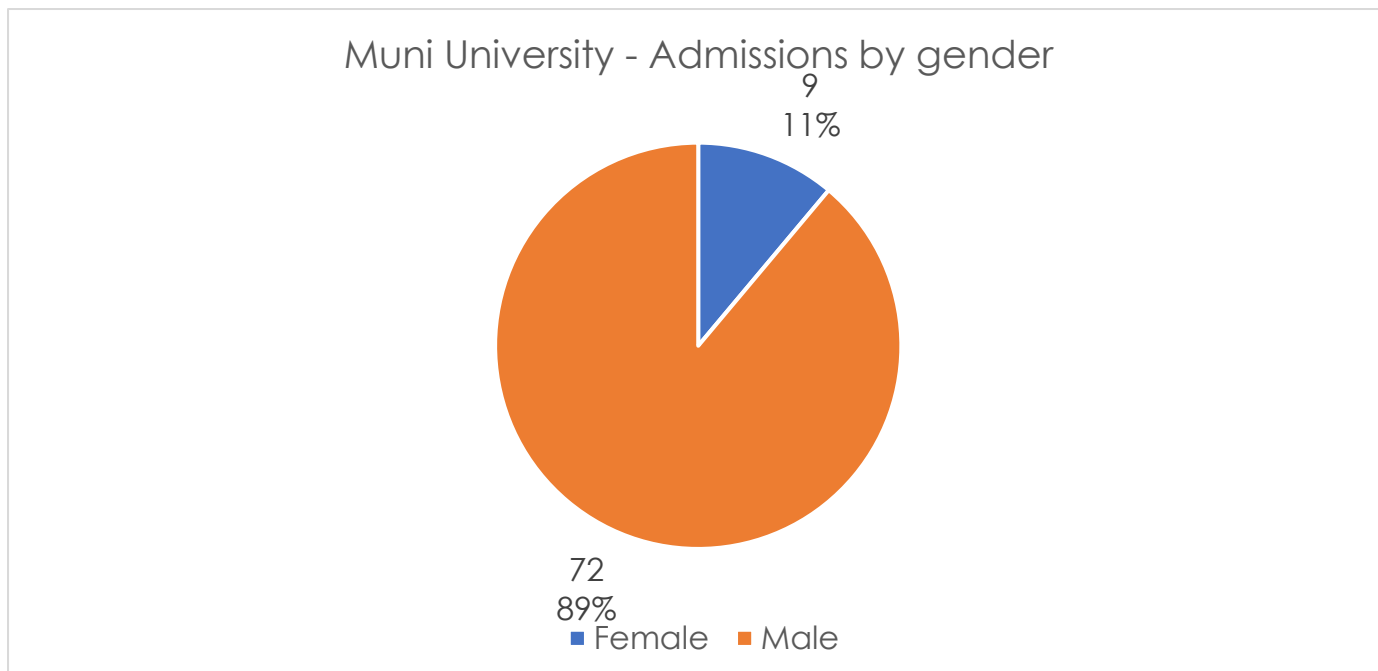
KABALE UNIVERSITY				
SN	Programme	Female	Male	Total
1	Bachelor of Building and Civil Engineering	02	07	09
2	Bachelor of Computer Science	09	01	10
3	Bachelor of Applied Design and Fine Art	04	03	07
4	Bachelor of Science with Education (Biological)	01	06	07
5	BSc. in Electrical and Electronic Engineering	00	11	11
6	Bachelor of Science with Education (Physical)	01	06	07
7	Bachelor of Information Technology and Computing	06	04	10
8	Bachelor of Science in Mechanical Engineering	00	11	11
9	Bachelor of Science with Education (Economics)	00	08	08
	<b>TOTAL</b>	<b>23</b>	<b>57</b>	<b>80</b>

Source:

<https://www.kab.ac.ug/government-sponsorship-undergraduate-admissions-lists-2020-2021/>

## 9. MUNI UINVERSITY

Summary			
Study Programmes	Female	Male	Total
05	09	72	81



MUNI UNIVERSITY				
SN	Programme	Female	Male	Total
1	Bachelor of Information Systems	01	13	14
2	Bachelor of Science in Information Technology	04	13	17
3	Bachelor of Science with Education (Biological)	02	19	21
4	Bachelor of Science with Education (Physical)	01	18	19
5	Bachelor of Science in Nursing	01	09	10
<b>TOTAL</b>		<b>9</b>	<b>72</b>	<b>81</b>

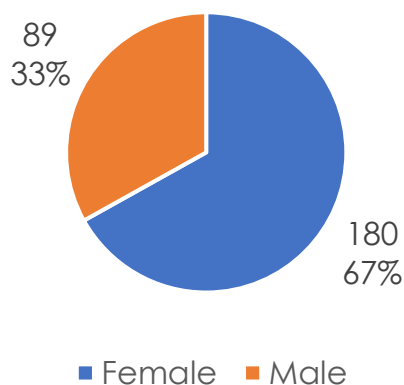
Source:

<https://campus.muni.ac.ug/downloads/2020/Muni%20University-Government-Admissions-National-Merit-2020-2021-AY.pdf>

## 10. MAKERERE UNIVERSITY BUSINESS SCHOOL (MUBS)

Summary			
Study Programmes	Female	Male	Total
08	180	89	269

MUBS - Admissions by gender



### MAKERERE UNIVERSITY BUSINESS SCHOOL

SN	Programme	Female	Male	Total
1	Bachelor of Business Computing	25	11	36
2	Bachelor of Business Administration	26	21	47
3	Bachelor of Entrepreneurship & Small Business Management	18	11	29
4	Bachelor of International Business	27	04	31
5	Bachelor of Office and Information Management	25	05	30
6	Bachelor of Leisure and Hospitality Management	13	05	18
7	Bachelor of Commerce	24	25	49
8	Bachelor of Procurement and Supply Chain Management	22	07	29
<b>TOTAL</b>		<b>180</b>	<b>89</b>	<b>269</b>

Source:

<http://news.mak.ac.ug/sites/default/files/downloads/MUBS-Government-Sponsorship-Admission-List-2020-2021.pdf>